


MARKET ONE SHEET March 2019

PROVIDES A QUICK OVERVIEW OF MA MARKET & TRENDS



MARKET ANALYSIS

- Statewide single-family home closed sales were up in March while median prices were also up.
- Condominium closed sales were down and median prices were also down.
- Lowest number of single-family homes for sale for the month of March since MAR began reporting in 2004.
- The number of condos for sale increased for the third straight month and the third time in the last 36 months.

REALTOR® CONFIDENCE INDEXES

	MAR 2018	MAR 2019
MARKET	79.91	71.17
PRICE	75.58	67.49

Based on a scale of zero to 100

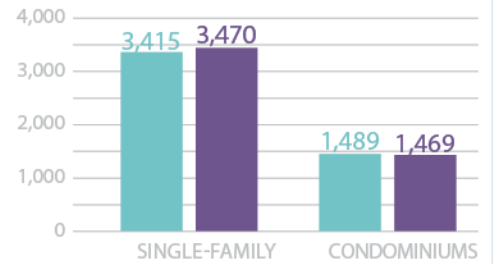
PENDING HOME SALES

MAR 2018 MAR 2019

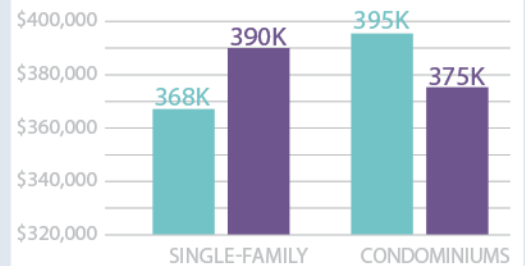
SINGLE-FAMILY SALES	4,759	5,488
MEDIAN PRICE	\$368,000	\$390,000
CONDOMINIUM SALES	2,054	2,248
MEDIAN PRICE	\$395,000	\$375,000

CLOSED SALES

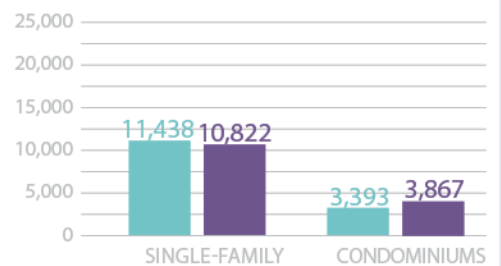
SALES



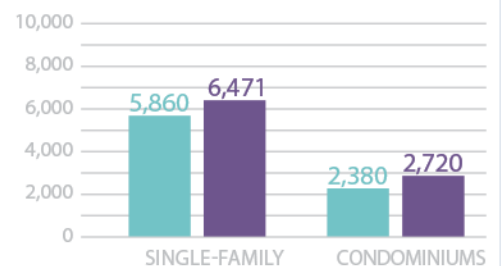
MEDIAN PRICE



INVENTORY



NEW LISTINGS



n MAR '18 n MAR '19



MASSACHUSETTS ASSOCIATION OF REALTORS®

