


MARKET ONE SHEET MARCH 2018

PROVIDES A QUICK OVERVIEW OF MA MARKET & TRENDS



MARKET ANALYSIS

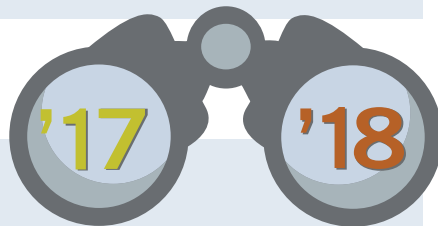
- Median price for condominiums higher than single-family homes
- Inventory of homes for sale under 10,000 for the fourth month in a row
- Statewide closed sales down while median prices rose year-over-year

REALTOR® CONFIDENCE INDEXES

	MAR 2017	MAR 2018
MARKET	78.26	79.91
PRICE	81.09	75.58

Based on a scale of zero to 100

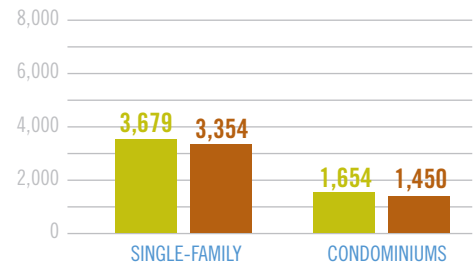
PENDING HOME SALES



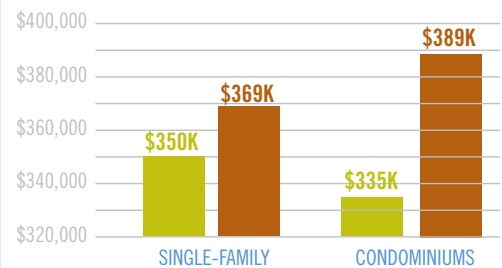
	MAR 2017	MAR 2018
SINGLE-FAMILY		
SALES	5,257	5,345
MEDIAN PRICE	\$350,000	\$369,950
CONDOMINIUMS		
SALES	2,209	2,208
MEDIAN PRICE	\$335,000	\$390,000

CLOSED SALES

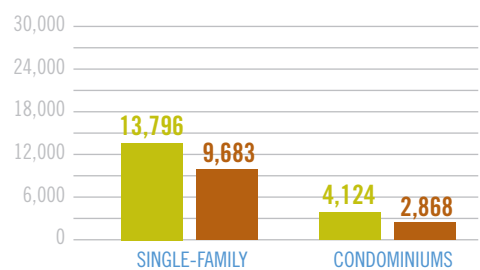
SALES



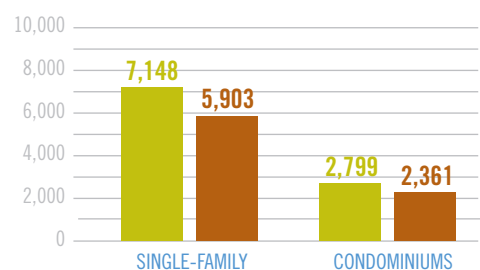
MEDIAN PRICE



INVENTORY



NEW LISTINGS



■ MAR '17 ■ MAR '18



MASSACHUSETTS ASSOCIATION OF REALTORS®

