


MARKET ONE SHEET JANUARY 2018

PROVIDES A QUICK OVERVIEW OF MA MARKET & TRENDS

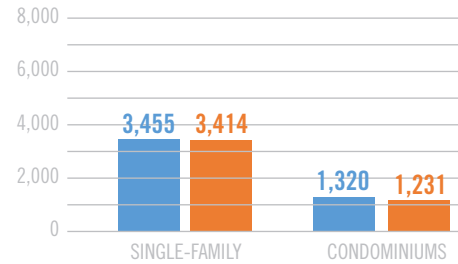


MARKET ANALYSIS

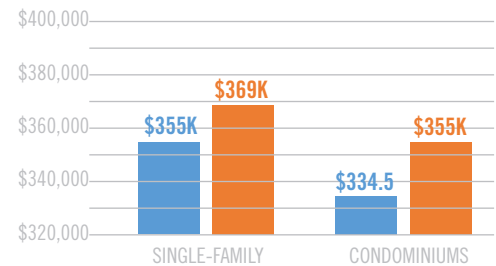
- Inventory of homes for sale under 10,000 for the second month in a row
- Statewide closed sales down while median prices rose year-over-year
- Statewide median price reaches highest point for the month of January

CLOSED SALES

SALES



MEDIAN PRICE

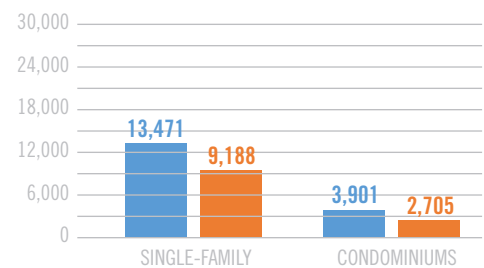


REALTOR® CONFIDENCE INDEXES

	JAN 2017	JAN 2018
MARKET	69.63	74.52
PRICE	75.19	73.81

Based on a scale of zero to 100

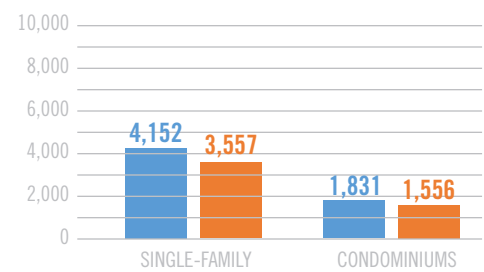
INVENTORY




PENDING HOME SALES

	JAN 2017	JAN 2018
SINGLE-FAMILY		
SALES	3,217	3,393
MEDIAN PRICE	\$354,900	\$369,900
CONDOMINIUMS		
SALES	1,408	1,365
MEDIAN PRICE	\$345,500	\$354,950

NEW LISTINGS



■ JAN '17 ■ JAN '18



MASSACHUSETTS ASSOCIATION OF REALTORS®

