


MARKET ONE SHEET November 2017

PROVIDES A QUICK OVERVIEW OF MA MARKET & TRENDS



MARKET ANALYSIS

- Statewide closed sales and median prices rose year-over-year
- Inventory of homes for sale reached the lowest level for the month of November
- New single-family listings added to the market up for the fifth month in a row

REALTOR® CONFIDENCE INDEXES

	NOV 2016	NOV 2017
MARKET	63.45	76.09
PRICE	69.12	69.32

Based on a scale of zero to 100

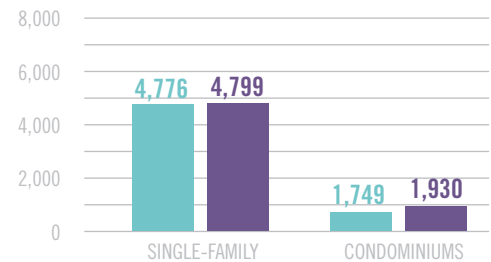
PENDING HOME SALES



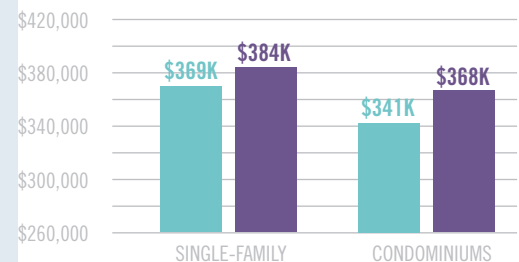
	NOV 2016	NOV 2017
SINGLE-FAMILY		
SALES	3,871	4,359
MEDIAN PRICE	\$369,000	\$385,000
CONDOMINIUMS		
SALES	1,854	1,895
MEDIAN PRICE	\$345,000	\$349,000

CLOSED SALES

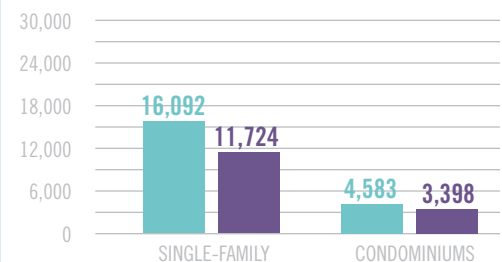
SALES



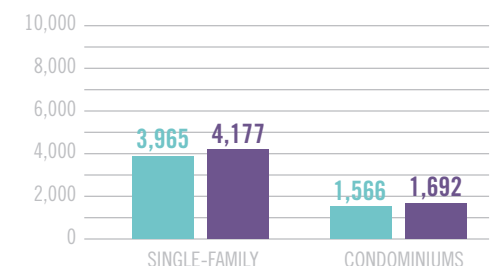
MEDIAN PRICE



INVENTORY



NEW LISTINGS



■ NOV '16 ■ NOV '17



MASSACHUSETTS ASSOCIATION OF REALTORS®

