


MARKET ONE SHEET SEPTEMBER 2017

PROVIDES A QUICK OVERVIEW OF MA MARKET & TRENDS



MARKET ANALYSIS

- Statewide close sales down while prices continue to climb
- Inventory of homes for sale reached its lowest level for the month of September
- New listings added to the market up in September for the third straight month

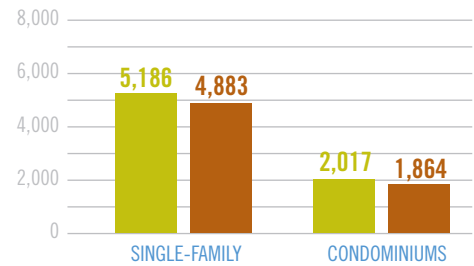
REALTOR® CONFIDENCE INDEXES

	SEP 2016	SEP 2017
MARKET	73.33	76.74
PRICE	67.15	68.48

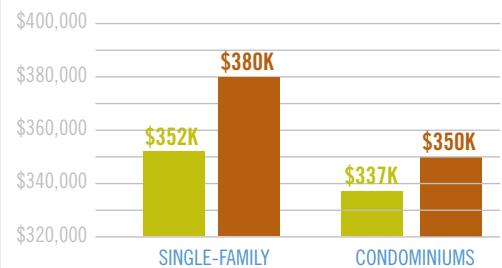
Based on a scale of zero to 100

CLOSED SALES

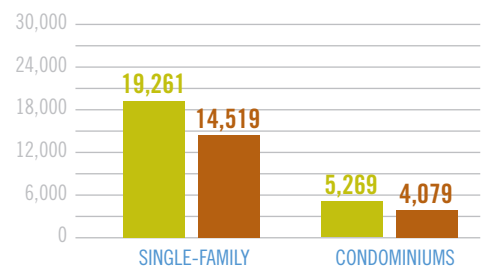
SALES



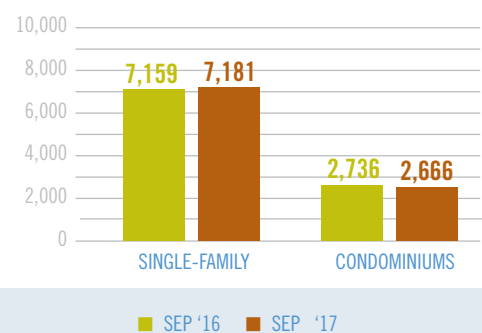
MEDIAN PRICE



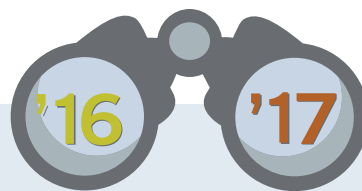
INVENTORY



NEW LISTINGS



PENDING HOME SALES



	SEP 2016	SEP 2017
SINGLE-FAMILY		
SALES	5,056	5,288
MEDIAN PRICE	\$378,750	\$395,876
CONDOMINIUMS		
SALES	1,855	1,918
MEDIAN PRICE	\$345,900	\$349,000



MASSACHUSETTS ASSOCIATION OF REALTORS®

