


# MARKET ONE SHEET JULY 2017

PROVIDES A QUICK OVERVIEW OF MA MARKET & TRENDS

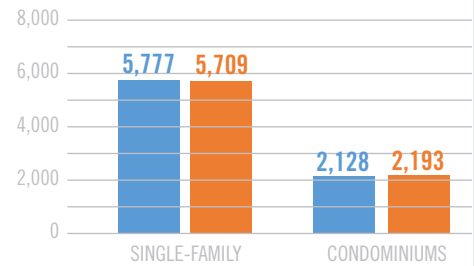


## MARKET ANALYSIS

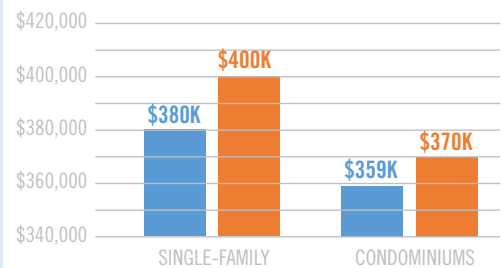
- Statewide median prices reached the \$400,000 threshold for the second time
- Inventory of homes for sale reached the lowest level for the month of July
- New listings added to the market up for the second time in a year

## CLOSED SALES

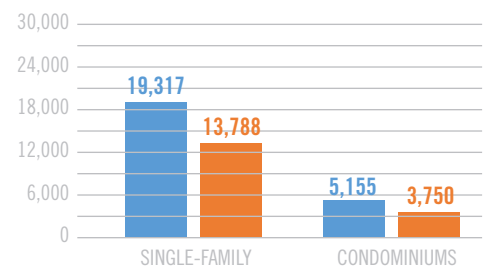
### SALES



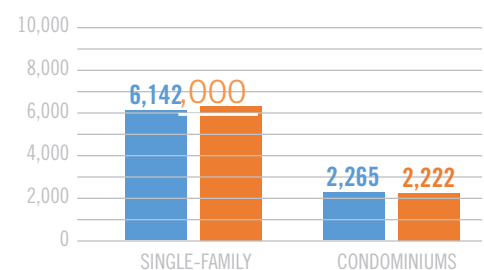
### MEDIAN PRICE



### INVENTORY



### NEW LISTINGS




## REALTOR® CONFIDENCE INDEXES

|        | JULY 2016 | JULY 2017 |
|--------|-----------|-----------|
| MARKET | 79.02     | 80.66     |
| PRICE  | 72.57     | 73.60     |

*Based on a scale of zero to 100*

## PENDING HOME SALES



JULY 2016 JULY 2017

### SINGLE-FAMILY

|              |           |           |
|--------------|-----------|-----------|
| SALES        | 4,902     | 4,616     |
| MEDIAN PRICE | \$380,000 | \$405,000 |

### CONDOMINIUMS

|              |           |           |
|--------------|-----------|-----------|
| SALES        | 1,824     | 1,632     |
| MEDIAN PRICE | \$358,950 | \$382,000 |



MASSACHUSETTS ASSOCIATION OF REALTORS®

