


# MARKET ONE SHEET DECEMBER 2016

PROVIDES A QUICK OVERVIEW OF MA MARKET & TRENDS



## MARKET ANALYSIS


- Closed home sales were essentially flat in December
- Single-family median home prices were up again for the 10th straight month
- December had the largest decrease of homes for sale in 2016

## REALTOR® CONFIDENCE INDEXES

	DEC 2015	DEC 2016
MARKET	59.76	66.95
PRICE	70.43	69.70

*Based on a scale of zero to 100*

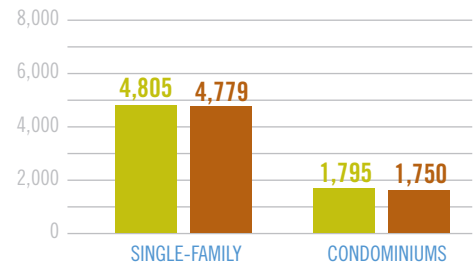
## PENDING HOME SALES



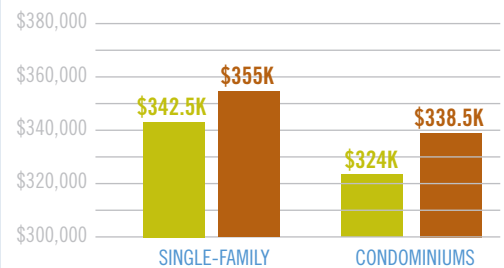
	DEC 2015	DEC 2016
<b>SINGLE-FAMILY</b>		
SALES	2,993	3,430
MEDIAN PRICE	\$342,500	\$356,950
<b>CONDOMINIUMS</b>		
SALES	1,075	1,198
MEDIAN PRICE	\$323,767	\$340,000

## CLOSED SALES

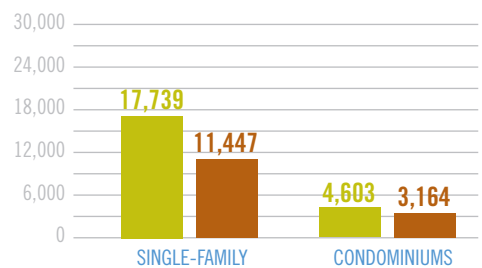
### SALES



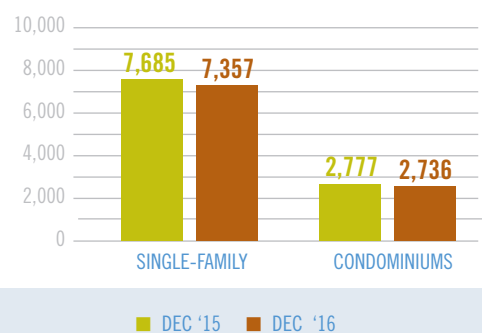
### MEDIAN PRICE



### INVENTORY



### NEW LISTINGS



MASSACHUSETTS ASSOCIATION OF REALTORS®

