


MARKET ONE SHEET NOVEMBER 2016

PROVIDES A QUICK OVERVIEW OF MA MARKET & TRENDS



MARKET ANALYSIS

- Closed home sales rebounded significantly in November
- Single-family median home prices up again for ninth straight month
- Number of homes for sale at lowest level since January 2004

REALTOR® CONFIDENCE INDEXES

	NOV 2015	NOV 2016
MARKET	60.34	63.45
PRICE	69.35	69.21

Based on a scale of zero to 100

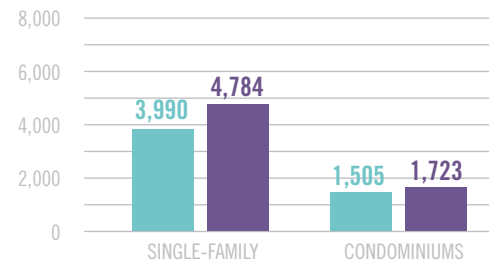
PENDING HOME SALES



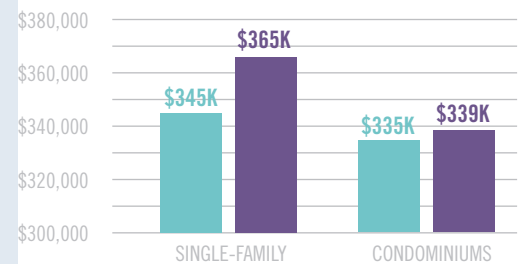
	NOV 2015	NOV 2016
SINGLE-FAMILY		
SALES	3,698	4,563
MEDIAN PRICE	\$344,500	\$365,000
CONDOMINIUMS		
SALES	1,448	1,678
MEDIAN PRICE	\$335,000	\$339,859

CLOSED SALES

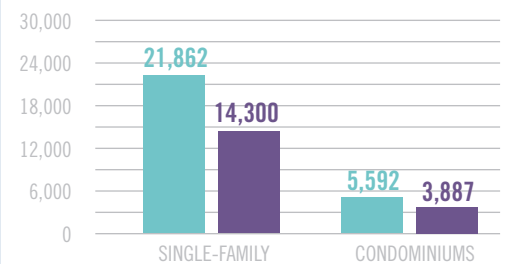
SALES



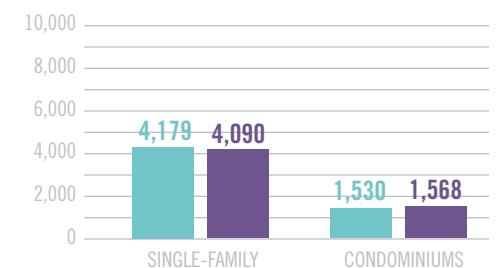
MEDIAN PRICE



INVENTORY



NEW LISTINGS



■ NOV. '15 ■ NOV. '16



MASSACHUSETTS ASSOCIATION OF REALTORS®

