


MARKET ONE SHEET SEPTEMBER 2016

PROVIDES A QUICK OVERVIEW OF MA MARKET & TRENDS



MARKET ANALYSIS


- Closed home sales were essentially flat in September
- Single-family median home prices were up again for the 7th straight month
- New listings added to market in September down for the 6th straight month

REALTOR® CONFIDENCE INDEXES

	SEP 2015	SEP 2016
MARKET	65.03	73.33
PRICE	67.84	72.46

Based on a scale of zero to 100

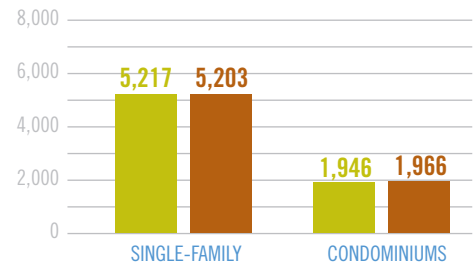
PENDING HOME SALES



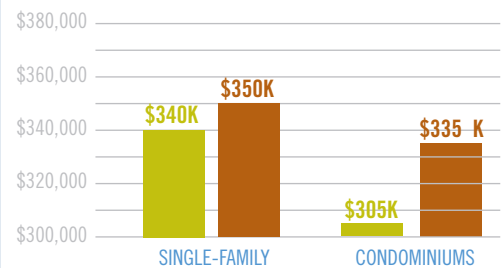
	SEP 2015	SEP 2016
SINGLE-FAMILY		
SALES	4,902	5,769
MEDIAN PRICE	\$340,000	\$350,000
CONDOMINIUMS		
SALES	1,681	2,056
MEDIAN PRICE	\$305,000	\$334,000

CLOSED SALES

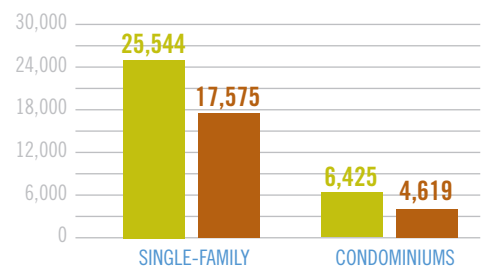
SALES



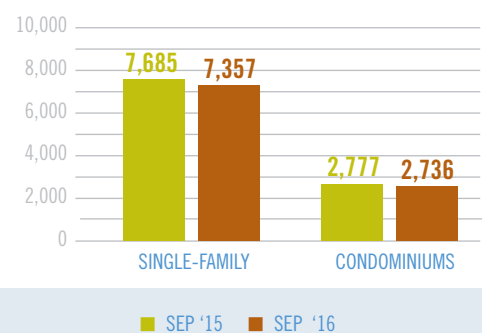
MEDIAN PRICE



INVENTORY



NEW LISTINGS



MASSACHUSETTS ASSOCIATION OF REALTORS®

