


# MARKET ONE SHEET APRIL 2016

PROVIDES A QUICK OVERVIEW OF MA MARKET & TRENDS

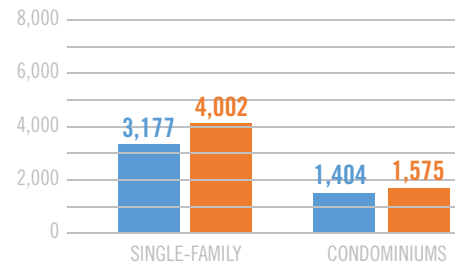


## MARKET ANALYSIS

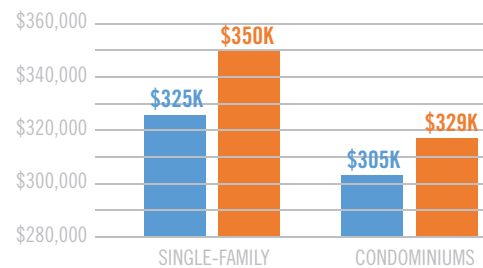
- Closed home sales at highest level in a April since 2004
- April Median home prices post biggest year-over-year increase in past 12 months
- New listings added to market in April down for the first time in a year

## CLOSED SALES

### SALES



### MEDIAN PRICE

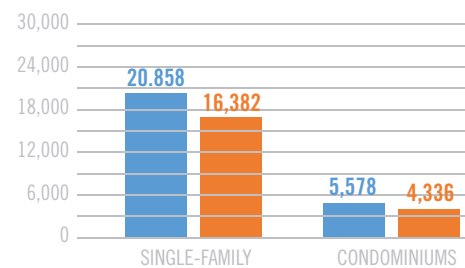


## REALTOR® CONFIDENCE INDEXES

|        | APRIL 2015 | APRIL 2016 |
|--------|------------|------------|
| MARKET | 82.28      | 82.88      |
| PRICE  | 80.66      | 76.31      |

*Based on a scale of zero to 100*

### INVENTORY



## PENDING HOME SALES



APRIL 2015      APRIL 2016

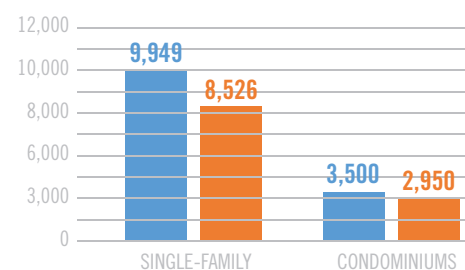
### SINGLE-FAMILY

|              |           |           |
|--------------|-----------|-----------|
| SALES        | 5,477     | 7,139     |
| MEDIAN PRICE | \$325,000 | \$350,688 |

### CONDOMINIUMS

|              |           |           |
|--------------|-----------|-----------|
| SALES        | 2,488     | 2,782     |
| MEDIAN PRICE | \$305,060 | \$329,628 |

### NEW LISTINGS



■ APRIL '15      ■ APRIL '16



MASSACHUSETTS ASSOCIATION OF REALTORS®

